

# CASCADE HIGH EFFICIENCY HOOD FILTERS

Cleaning and Installation Instructions  
All Models (with and without hinges)



## CLEAN FILTERS DAILY

**Why** To maintain air quality, ventilation system efficiency and fire safety.

**Time required** 5 minutes to prepare

**Time of day** After close

**Hazard icons**  Hot Surfaces

### Tools and supplies



**Gloves, neoprene** **Brush, pot, nylon** **Degreaser**

### 1 Remove filters from hood(s).

Using 'T' Bar handles, lift up and pull out each filter.



#### Hot Surfaces

All cooking equipment and exhaust hoods must be off and cool before removing.



### 2 open filters.

Place filter on a flat surface. Press down on right and left 'T' bar handles and turn in (toward center) 1/4- turn, to unlock. Open filter. (Use same method for filters with or without hinges)



### 3 Wash & air dry filters.

Spray filters with approved degreaser.

Clean both sides of filter in sink or place all filters (open) in dish machine. Allow to air dry.



### 4 Close filters.

Close filters. Turn both 'T' handles 1/4-turn out, to lock panels closed.



### 5 Replace filters in hood(s).

Replace filters in rear hood rack. Insert filter top in upper channel and lower bottom into lower channel.



Rev 3/11 - © 2011 Franke Foodservice Systems, Inc.. - Due to continuous product development, Franke Foodservice Systems, Inc. reserves the right to make changes in design and specifications without prior notice. Printed in U.S.A. Under license of Franke Technology and Trademark Ltd., Switzerland. Printed in U.S.A.

Franke Foodservice Systems, Inc.  
800 Aviation Parkway  
Smyrna, TN 37167  
USA  
Tel +1 615 462 4000  
Toll Free (US/Canada): 1 888 437 2653  
www.frankefs.com

Franke Foodservice Systems GmbH  
Jurastrasse 3  
79713 Bad Saeckingen  
Deutschland  
Tel +49 7761 5533 0  
www.frankefs.eu

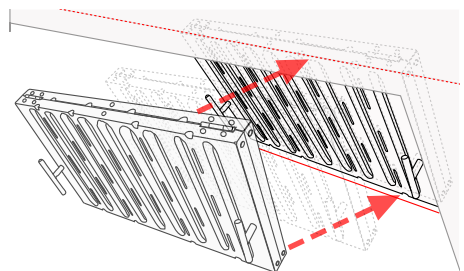
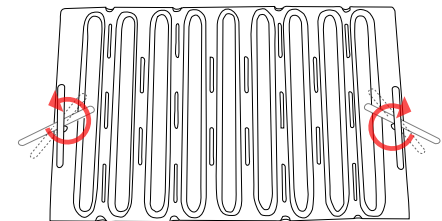
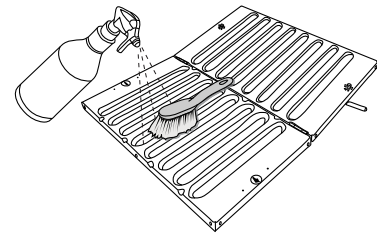
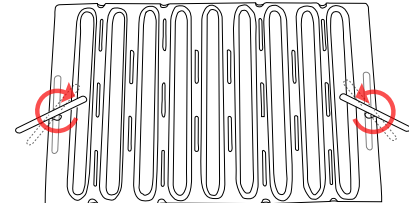
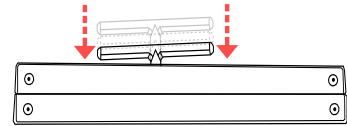
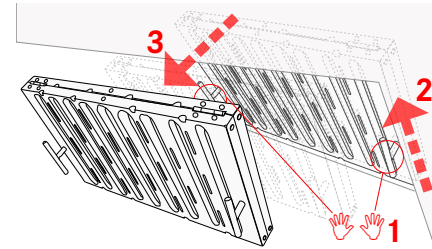
Franke Foodservice Systems, Inc  
318 Yinglang Industrial Zone  
Shaping Town  
Heshan City, Guangdong Province 529700  
P.R. China  
Tel + 86 750 841 5288  
http://asia.frankefs.com

FOODSERVICE  
SYSTEMS

**FRANKE**

# CASCADE HIGH EFFICIENCY HOOD FILTERS

Cleaning and Installation Instructions  
All Models (with and without hinges)



## CLEAN FILTERS DAILY



Time required




Hazard icons



Hot Surfaces

Tools and supplies



Gloves, neoprene Brush, pot, nylon Degreaser

Rev 3/11 - © 2011 Franke Foodservice Systems, Inc.. - Due to continuous product development, Franke Foodservice Systems, Inc. reserves the right to make changes in design and specifications without prior notice. Under license of Franke Technology and Trademark Ltd., Switzerland. Printed in U.S.A.

Franke Foodservice Systems, Inc.  
800 Aviation Parkway  
Smyrna, TN 37167  
USA  
Tel +1 615 462 4000  
Toll Free (US/Canada): 1 888 437 2653  
www.frankefs.com

Franke Foodservice Systems GmbH  
Jurastrasse 3  
79713 Bad Saeckingen  
Deutschland  
Tel +49 7761 5533 0  
www.frankefs.eu

Franke Foodservice Systems, Inc  
318 Yinglang Industrial Zone  
Shaping Town  
Heshan City, Guangdong Province 529700  
P.R. China  
Tel + 86 750 841 5288  
http://asia.frankefs.com

FOODSERVICE  
SYSTEMS

